

39° 27.28 N - 002° 33.02 E



Benetti Sail Division 105D

YOSH II



Y o s h I I

... was constructed by Benetti Sail Division of Viareggio, Italy for the most discerning of owners. She was launched on schedule during the month of August 2009. Present were all the people who made this dream come true. A most dedicated team of professionals who have influenced the making of a fine and most sea kindly ship.

From the start of the project, the brief was to construct a medium sized full displacement craft and make her as user friendly for guests and crew alike. One of the main parameters in this brief was to build her to be as quiet and vibration free as possible - without doubt, this has been achieved with flying colours. From the moment you step onboard Yosh II you will realise the solidity and a feeling of warmth and comfort.

Classically styled she may be, but she has the latest in technology, from ship's computers and navigation systems, to the best in audio and visual requirements.

Welcome to Yosh II





Cruising in style





Whatever distance you wish to travel YOSH II will take you there. Her range at eleven knots is up to 3,000 nautical miles. You can cruise in comfort in the knowledge that she can cater for your every need. Ample storage for fresh produce and fine wines of course goes without saying on a vessel with the ability to cruise to the most distant horizons.

YOSH II is environmentally friendly. Her fuel burn rate is a fraction of most new boats built today. Not only can she get you there in style, but she also can process all onboard tankage and discharge in complete safety. She has the ability to produce over 4,000 litres of fresh water every day from the desalination plant onboard.

So, range not being the issue, why not just go...?



R e l a x i n c o m f



o r t



Yosh II has a spacious and warm saloon. This incorporates the dining area which seats ten to make a beautiful open plan and friendly environment. Special attention has been given to the colour of the wood and finishings. American long-grain cherry wood was selected for the fielded panelling with a rich mid-range colour. This wood theme is carried on throughout the entire boat. Wide plank teak flooring was chosen for that extra rich feeling and this has been continued across all main deck areas.

Handmade aft doors and book cabinet with bevelled glass give a prismatic glow to the room.

Latest technology has been chosen for the entertainment system. Panasonic HD TV coupled with Bose surround sound makes for great visual and viewing enjoyment.





Owners' cabin

Pure luxury

The owners' cabin is situated on the main deck. Large double glazed windows allow a fantastic view of the world gently passing by. American Cherry has been used as the wood feature along with off-white panelling. A queen sized bed and beautiful hand prepared Italian marble in the bathroom really sets the mood. There are ample storage areas which include full length dress wardrobes. All the guest cabins in Yosh II have under floor heating in the bathrooms which just adds to that luxurious feel.



VIP cabin

The VIP cabin is situated aft below main deck level. This is a larger cabin with walk-in dressing room. Again the fine finish of the Italian artisan carpenters is carried on. The bathroom is finished in white streak marble. Four stainless steel port lights give this cabin a real nautical feel.





Two more guest cabins are situated midships. The port cabin is arranged as a double. A vanity unit and full length wardrobe means there is ample room for those longer trips. Bronze marble in the bathroom really does make this a very special place to stay.



The starboard cabin is set up as a twin. This cabin also boasts a full length Pullman berth making a maximum of three. All the guest bathrooms in Yosh II come complete with illuminated rain showers along with conventional showers.



Safe onboard Yosh II



As previously mentioned, Yosh II has the very latest in navigational aids to assist her along her way. Onboard computers keep a watchful eye on all machinery systems and constantly monitor the main engines and generators. From the Captains position on the bridge deck CCTV cameras can be checked to make sure all is well with the power plants. Safety first onboard. Fire sensors are located through the entire ship and the powerful fire fighting systems are ready and on standby. Even the port lights if open are shown to the Captain on special display systems on the bridge. You can be assured, safety is taken as a priority on Yosh II.



Day heads are situated on the main deck for the use of guests who may join you whilst onboard.


Yosh II has a full width professional galley/kitchen on the main deck situated forward of the main saloon and dining area. Side deck doors on both sides of the galley allow easy access to any part of the ship.



Crew accommodation on Yosh II has been thoughtfully worked into the main ships interior layout and design. From the main deck galley a flight of stairs takes you down to the crew galley. This is most useful as a preparation area for lunches without the need to use the main facilities upstairs. This in turn allows more privacy for the guests.

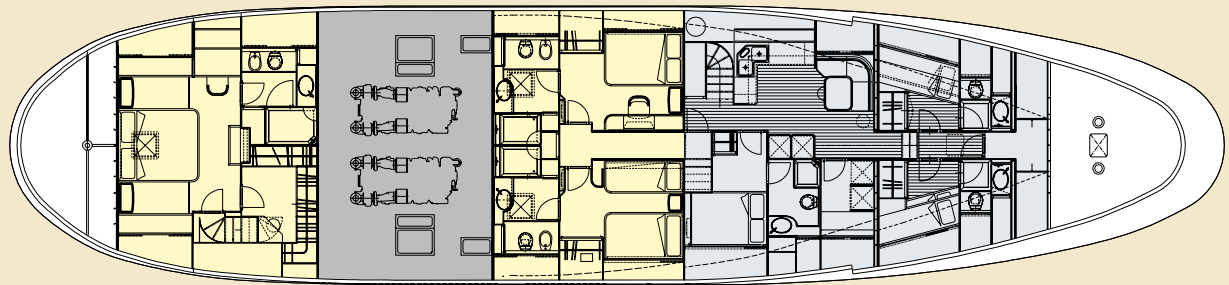
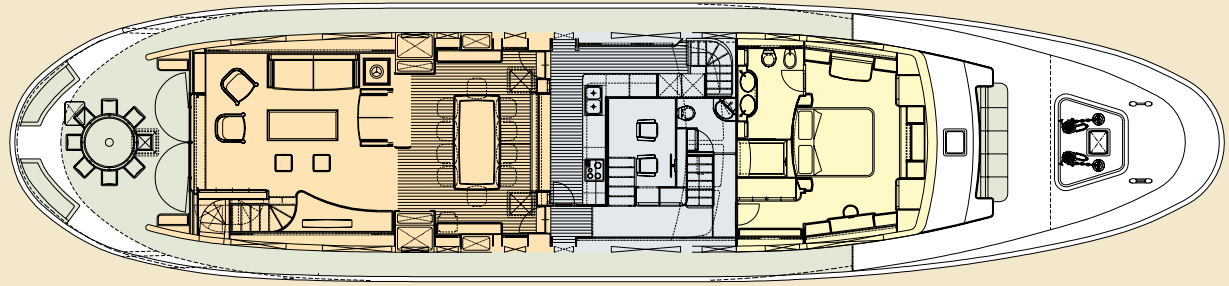
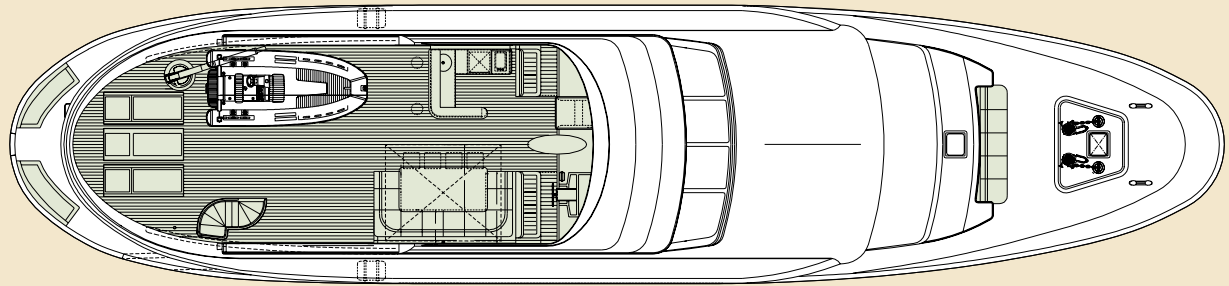


The Captain has a double cabin, and two more crew bunk cabins are situated in the forward part. All the crew cabins are fully en-suite. A laundry room can easily cater for the needs of all onboard, being fully fitted out with two separate washing and drying machines.





Specifications

Builders	Benetti Sail Division, Viareggio
Year of construction	2009
Classification	C ✱ Hull - MACH, Ych(MAL), Short Range, RINA-Charter
Design	Benetti Sail Division
Interior design	Riccardo Paoli
Length overall	31.50m/ 105ft
Length on the waterline	27.50m
Beam	7.20m
Draft	2.20m
Air draft	11.98m @half load
Displacement	198 tons @full load
Hull material	Steel
Superstructure	Aluminium
Engines	2 x MAN turbo diesel 12cyl 750 kw/ 1000hp
Gear box	ZF direct drive
Generators	2 x Kohler 40 KVA
Fuel	43.000 litres in 5 tanks + 2 day tanks
Consumption	approx: 140 l/h @11.5 knots with one generator running
Range	approx : 3300nm @10.5 knots with one generator running
Cruising speed	11.5 knots
Maximum speed	14 knots
Stabilizers / zero speed	Rodriquez
Bow thruster	Rodriquez 55/KW
Fresh water	7.400 litres
Water maker	Idromar 280 l/h
Hot water	2 x 150 litres
Grey water / black water	1800 litres
Grey black water treatment	Hamann
Fuel cleaning	Alfa Laval
Climatisation	Giusti
Tender crane	Bitecnomare
Passarelle	Pincraft
Side bathing platform	Benetti Sail Division / Pincraft
Tender	Nouvurania 420DL with Yamaha 60HP 4 stroke engine
Navigational Instruments	Full Furuno bridge system
GMDSS	Furuno,SSB, VHF, AIS, Navtex
Controls	MAN Rexroth
Monitoring	Boening



Flybridge	Furuno, Plotter, Radar, engine controls
Communications	KVH Fleet 55, tel &data / GSM
Fire alarms	Eltek
TV	KVH Trac Vision
Music / entertainment	BOSE/Panasonic
Galley equipment	Miele
Crew mess	Miele
Refrigeration	Frigonautica
Ice Maker	Frigonautica
Sun deck barbeque	Miele
Laundry	2 Miele washing machines, 2 Miele dryers
Accommodation	8 Guests in 4 cabins
Crew	5/6 Crew in 3 cabins

	Saloons & dining
	Deck areas
	Guest cabins
	Crew areas

